PRODUCED BY AN AUTODESK STUDENT VERSION

PRODUCED BY AN AUTODESK STUDENT VERSION

V301

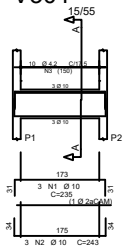

Corte A

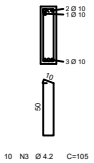

V302

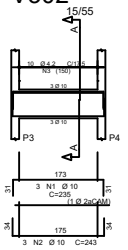

Corte A

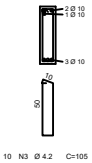

AS BARRAS CUJOS COMPRIMENTOS UNITARIOS CONSTANTES NESTA TABELA FOREM SUPERIORES AOS FORNECIDOS PELO FABRICANTE,DEVEM SER ACRESCIDAS DE MEDIDA "N" CFE DETALHE DE EMENDA INDICADO NA PLANTA DE DETALHES GENERICOS,BITOLA E NÚMERO DE EMENDAS NECESSÁRIAS.

	AÇO	POS	BIT (mm)	QUANT	COMPRIMENTO UNIT (cm)	COMPRIMENTO TOTAL (cm)
V301						
	50A	1	10	3	250	750
	50A	2	10	3	230	690
	60B	3	4.2	10	105	1050
V302						
	50A	1	10	3	250	750
	50A	2	10	3	230	690
	60B	3	4.2	10	105	1050

RESUMO AÇO CA 50-60			
AÇO	BIT (mm)	COMPR (m)	PESO (kg)
60B	4.2	21	2
50A	10	29	18
Peso Total 60B =			2 kg
Peso Total 50A =			18 kg

V303

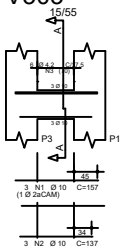

Corte A

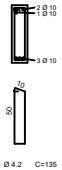

V304

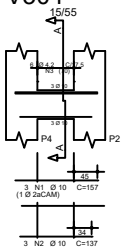

Corte A

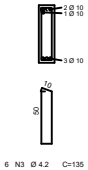

NESTA TABELA FOREM SUPERIORES AOS FORNECIDOS PELO FABRICANTE,DEVEM SER ACRESCIDAS DE MEDIDA "N" CFE DETALHE DE EMENDA INDICADO NA PLANTA DE DETALHES GENERICOS,BITOLA E NÚMERO DE EMENDAS NECESSÁRIAS.

	AÇO	POS	BIT (mm)	QUANT	COMPRIMENTO UNIT (cm)	COMPRIMENTO TOTAL (cm)
V303						
	50A	1	10	3	185	555
	50A	2	10	3	165	495
	60B	3	4.2	6	105	630
V304						
	50A	1	10	3	185	555
	50A	2	10	3	165	495
	60B	3	4.2	6	105	630

RESUMO AÇO CA 50-60			
AÇO	BIT (mm)	COMPR (m)	PESO (kg)
60B	4.2	13	1
50A	10	21	13
Peso Total 60B =			1 kg
Peso Total 50A =			13 kg

FUNDAÇÕES

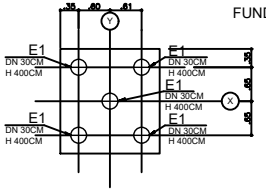

COTA - 65
ESC 1:50
COTA DE ARRASAMENTO DAS ESTACAS -60CM

ESTACAS - ARMAÇÃO

SEM ESCALA

E1 - DET.ARMADURA P/ESTACAS 30CM (x7)

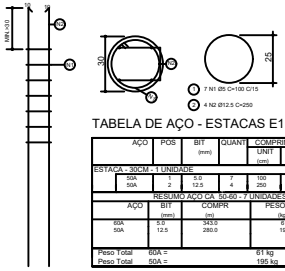

TABELA DE AÇO - ESTACAS E1

AÇO	POS	BIT (mm)	QUANT	COMPRIMENTO UNIT (cm)	COMPRIMENTO TOTAL (cm)
ESTACA - 30CM - 1 UNIDADE					
50A	1	5.0	7	100	700
50A	2	12.5	4	250	1000

RESUMO AÇO CA 50-60 - 7 UNIDADES			
AÇO	BIT (mm)	COMPR (m)	PESO+10% (kg)
50A	5.0	343.0	61
50A	12.5	280.0	195
Peso Total 60A =			61 kg
Peso Total 50A =			195 kg

LAJE DE FUNDO DO POÇO

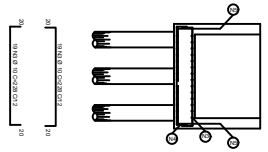

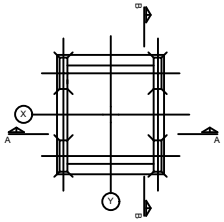

BLOCO DE COROAMENTO - B1
COTA -125
ESC 1:50

AS BARRAS CUJOS COMPRIMENTOS UNITARIOS CONSTANTES NESTA TABELA FOREM SUPERIORES AOS FORNECIDOS PELO FABRICANTE,DEVEM SER ACRESCIDAS DE MEDIDA "N" CFE DETALHE DE EMENDA INDICADO NA PLANTA DE DETALHES GENERICOS,BITOLA E NÚMERO DE EMENDAS NECESSÁRIAS.

	AÇO	POS	BIT (mm)	QUANT	COMPRIMENTO UNIT (cm)	COMPRIMENTO TOTAL (cm)
B1						
	50A	1	10	20	250	5000
	50A	2	10	20	270	5400
	50A	3	10	20	278	5560
	50A	4	10	20	298	5960
	50A	5	8	43	160	6880

RESUMO AÇO CA 50-60			
AÇO	BIT (mm)	COMPR (m)	PESO + 10% (kg)
50A	8	69	31
50A	10	219	152
Peso Total 50A =			183 kg

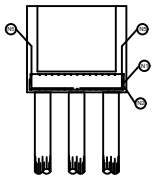

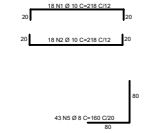

OBS.: ANTES DA CONCRETAGEM DEVEM SER MONTADAS AS VIGAS DE BORDA

LAJE COBERTURA - ARMAÇÕES POSITIVAS

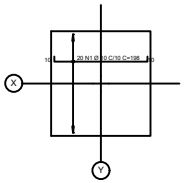

LAJE - LT1
ARMADURA POSITIVA HORIZONTAL
ESC 1:50

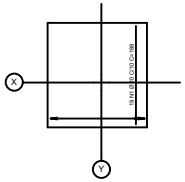

LAJE - LT1
ARMADURA POSITIVA VERTICAL
ESC 1:50

AS BARRAS CUJOS COMPRIMENTOS UNITARIOS CONSTANTES NESTA TABELA FOREM SUPERIORES AOS FORNECIDOS PELO FABRICANTE,DEVEM SER ACRESCIDAS DE MEDIDA "N" CFE DETALHE DE EMENDA INDICADO NA PLANTA DE DETALHES GENERICOS,BITOLA E NÚMERO DE EMENDAS NECESSÁRIAS.

	AÇO	POS	BIT (mm)	QUANT	COMPRIMENTO UNIT (cm)	COMPRIMENTO TOTAL (cm)
ARMADURA POSITIVA HORIZONTAL						
	50	1	10	21	217	4557
ARMADURA POSITIVA VERTICAL						
	50	1	10	20	216	4320
ARMADURA NEGATIVA HORIZONTAL						
	50	1	10	21	217	4557
ARMADURA NEGATIVA VERTICAL						
	50	1	10	20	236	4720

RESUMO AÇO CA 50-60			
AÇO	BIT (mm)	COMPR (m)	PESO + 10% (kg)
50	10	182	127
Peso Total 50 =			127 kg

LAJE COBERTURA - ARMAÇÕES NEGATIVAS

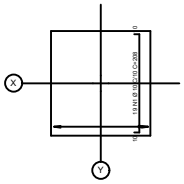

LAJE - LT1
ARMADURA NEGATIVA VERTICAL
ESC 1:50

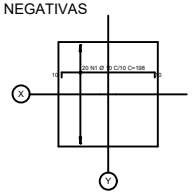

LAJE - LT1
ARMADURA NEGATIVA HORIZONTAL
ESC 1:50

REFORMA E ADAPTAÇÃO DO PRÉDIO DA CÂMARA MUNICIPAL DE INDAIATUBA

Projeto Estrutural	Revisão	Data	Modificado
	00	15/06/2020	Executivo

Rofan engenharia

Desenhado por: Eng. Sebastião Donizetti	Nível de Desenho: Preliminar e Anteprojeto	Prancha:
Verificado por: Diego Takaki	Executivo	EST. 5 de 5
Escala: 1:100	Endereço: Rua Humaitá, 1167	Área: Pav. Térreo
Arquivo:	Cliente: Câmara de Vereadores	Versão: 00
	Arquivo:	

PRODUCED BY AN AUTODESK STUDENT VERSION